

Pennsylvania Public School Employees' Retirement System



Public Market Emerging
Manager Program

PSERS' Public Market Emerging Manager Program List of Managers As of September 30, 2007

- **Multi Cap Equity**

- Biondo Group
- Denali Advisors

- **Large Cap Equity**

- EDMP/Great
Companies, Inc
- Hanseatic Management
Services, Inc.

PSERS' Public Market Emerging Manager Program List of Managers As of September 30, 2007

- **Small Cap Equity**

- Conestoga Capital
- Connors Investor Services, Inc.
- Opus Capital Management

- **Global Equity**

- John Hsu Capital Group, Inc.
- Shah Capital, Inc.

PSERS' Public Market Emerging Manager Program List of Managers As of September 30, 2007

- **Fixed Income**
 - Piedmont Investment
Advisors
 - Pugh Capital
Management

PSERS' Public Market Emerging Manager Program

Market Values as of September 30, 2007

(Unaudited)

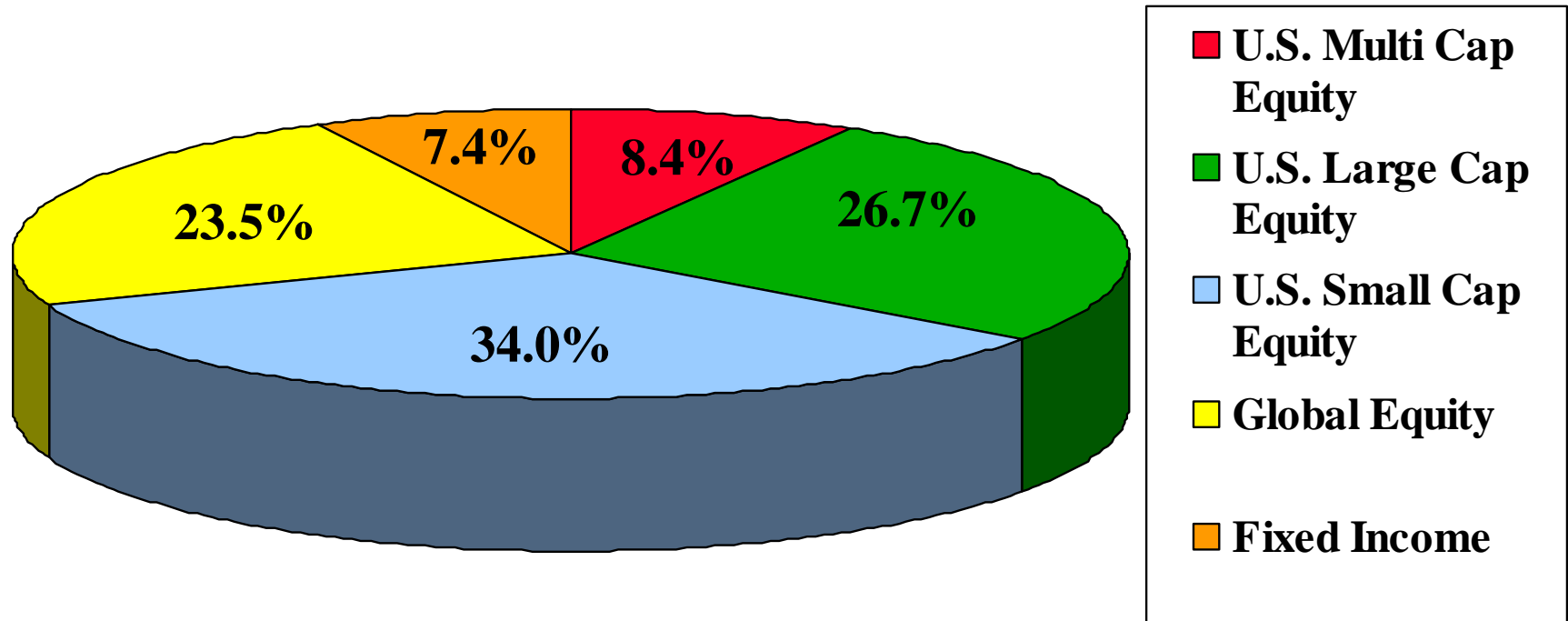
Asset Class	Market Value* (in millions)	% of Total
Equity		
U.S. Multi Cap Equity	\$ 37.2	8.4%
U.S. Large Cap Equity	118.7	26.7%
U.S. Small Cap Equity	151.5	34.0%
Global Equity	104.3	23.5%
Total Equity	411.7	92.6%
Fixed Income		
U.S. Core	33.0	7.4%
Total Fixed Income	33.0	7.4%
TOTAL EMERGING MANAGER PROGRAM	\$ 444.7	100.0%

* - includes Cash, Cash Equivalents, and net asset value accounting adjustments.

PSERS' Public Market Emerging Manager Program

Asset Distribution as of September 30, 2007

(Unaudited)

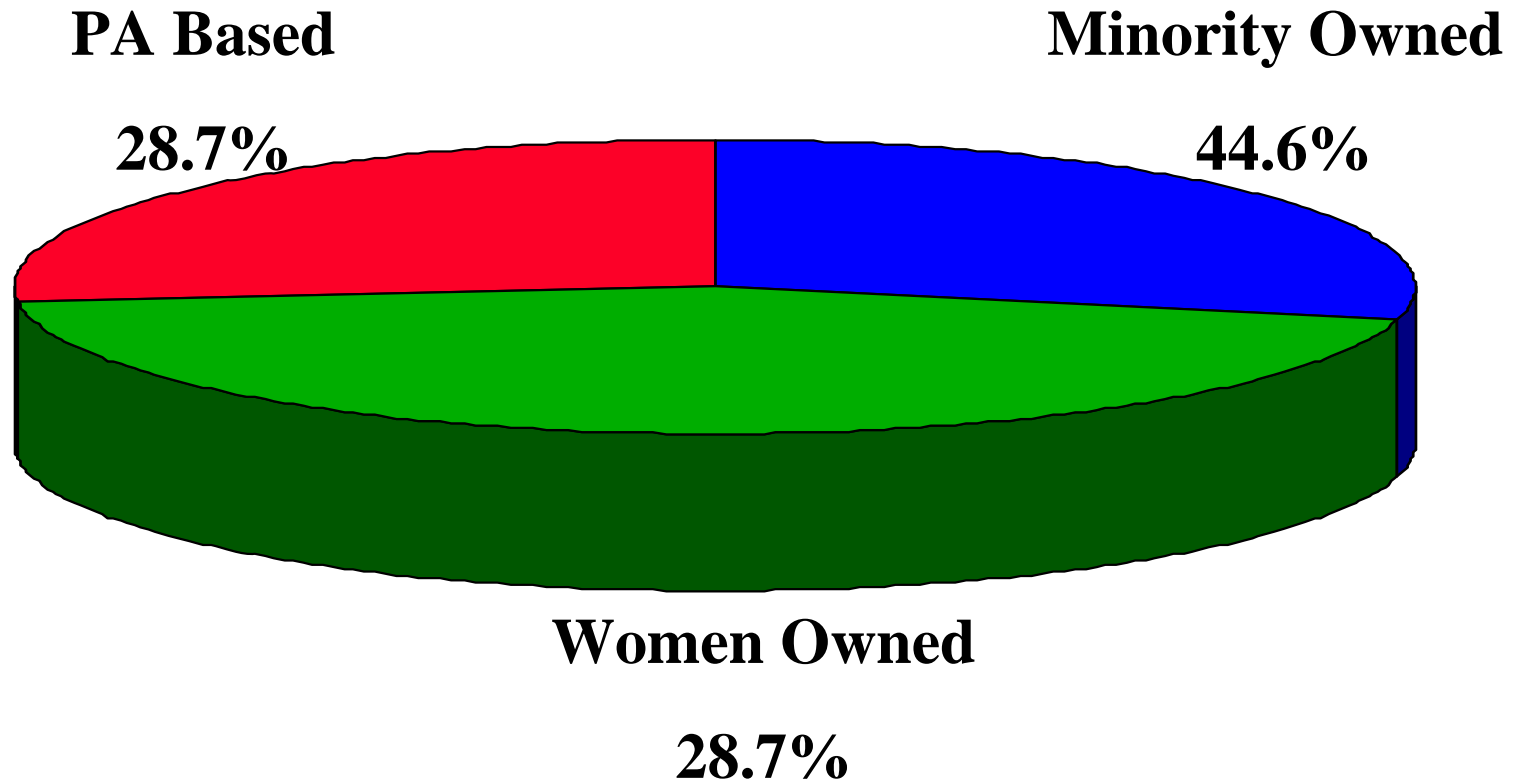


PSERS' Public Market Emerging Manager Program Ownership Composition as of September 30, 2007 (Unaudited)

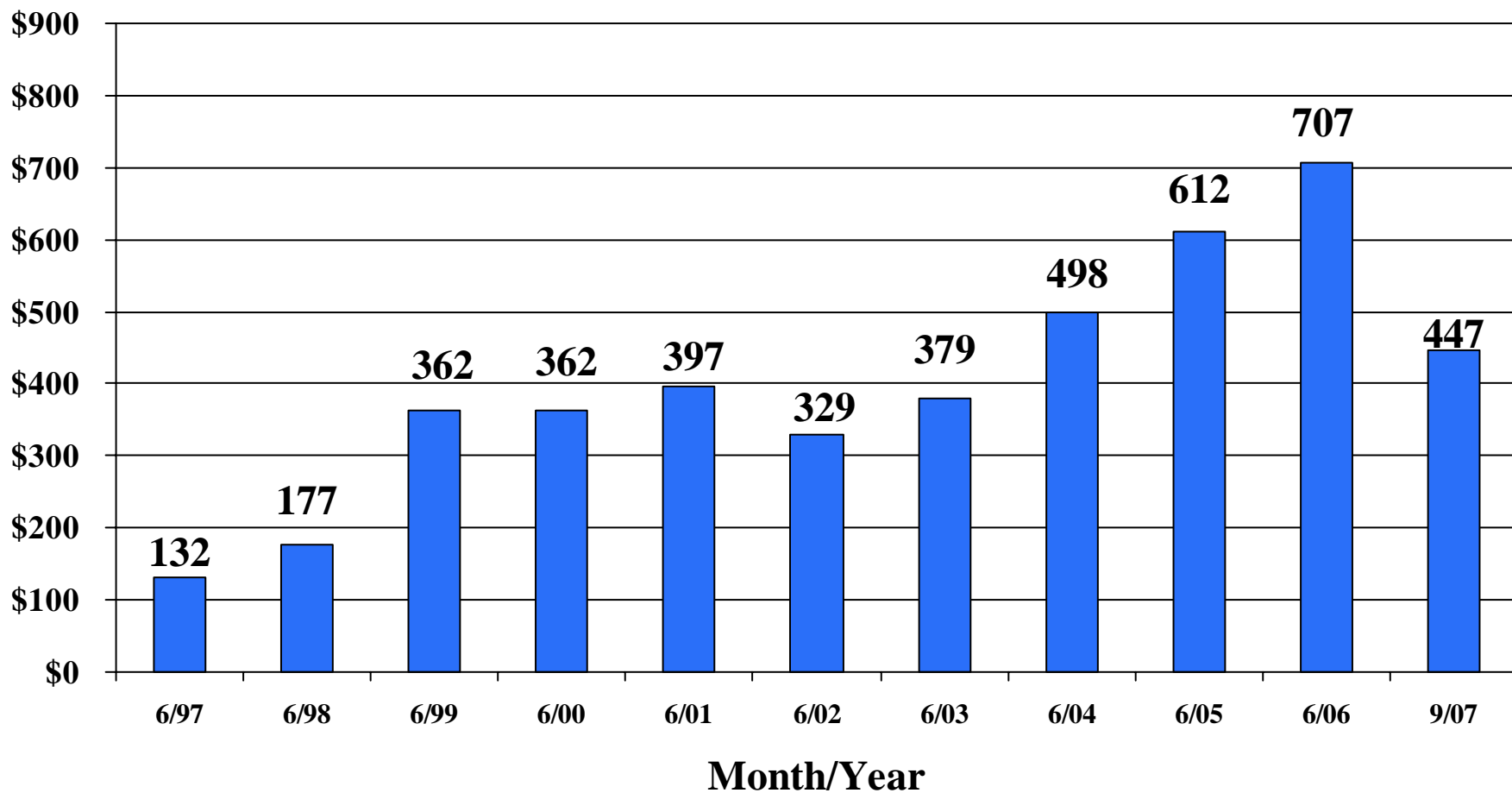
<u>Ownership Composition</u>	<u>Market Value*</u> <u>in millions)</u>	<u>% of</u> <u>Total</u>
Pennsylvania Based	\$127.5	28.7%
Women Owned	118.7	26.7%
Minority Owned	198.5	44.6%
<u>TOTAL EMERGING MANAGER PROGRAM</u>	<u>\$ 444.7</u>	<u>100.0%</u>

* - includes Cash, Cash Equivalents, and net asset value accounting adjustments.

PSERS' Public Market Emerging Manager Program
Ownership Composition as of September 30, 2007
(Unaudited)



PSEERS' Public Market Emerging Manager Program Assets Under Management (in millions)



PSERS' Public Market Emerging Manager Program
Annualized Performance (Net of Fees)
As of September 30, 2007

<u>Asset Class</u>	<u>3rd Qtr. 2007</u>	<u>Fiscal Year to Date*</u>	<u>1 Year</u>	<u>3 Years</u>	<u>5 Years</u>
U.S. Multi Cap Equity	(0.74%)	(0.74%)	17.16%	14.68%	N/A
U.S. Large Cap Equity	3.60	3.60	18.29	12.90	16.28%
U.S. Small Cap Equity	2.67	2.67	16.76	14.49	19.58
Global Equity	14.55	14.55	52.38	29.38	27.92
Fixed Income	2.73	2.73	4.82	N/A	N/A
TOTAL EMERGING MANAGER PROGRAM	2.68	2.68	20.28	15.25	18.83
CUSTOM INDEX	0.08%	0.08%	15.62%	13.91%	16.79%

N/A – No history available for that time period.

*PSERS' Fiscal Year ends on June 30.