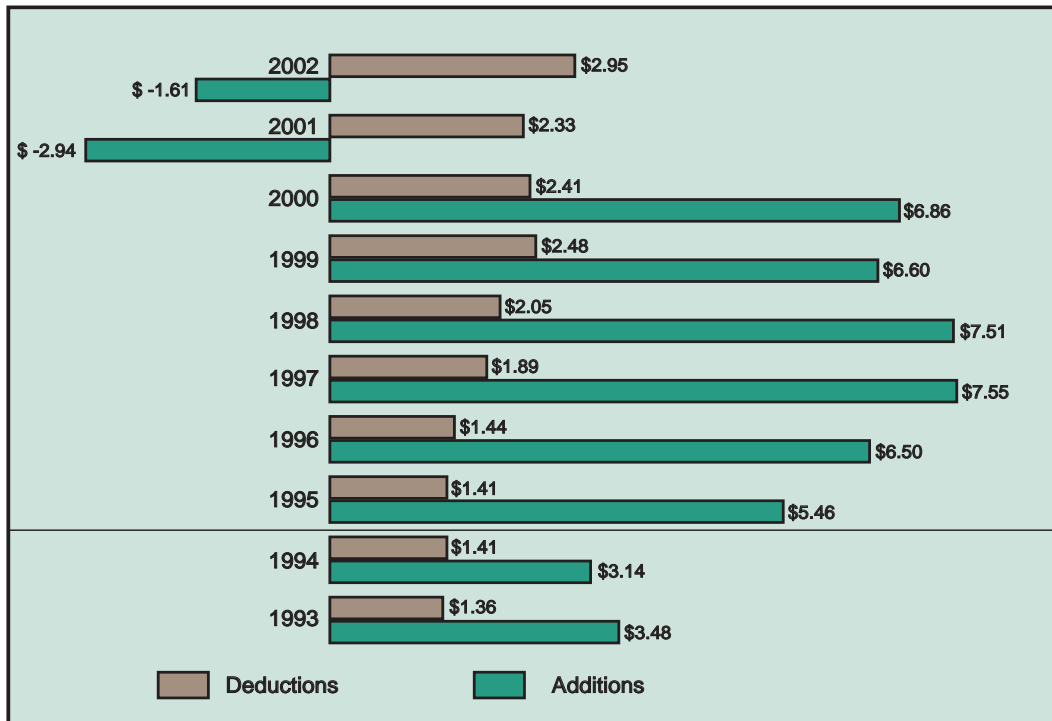




# Statistical Section

## Changes in Plan Net Assets\* - 2002 Additions vs. Deductions - 10 Year Trend (Dollar Amounts in Billions)



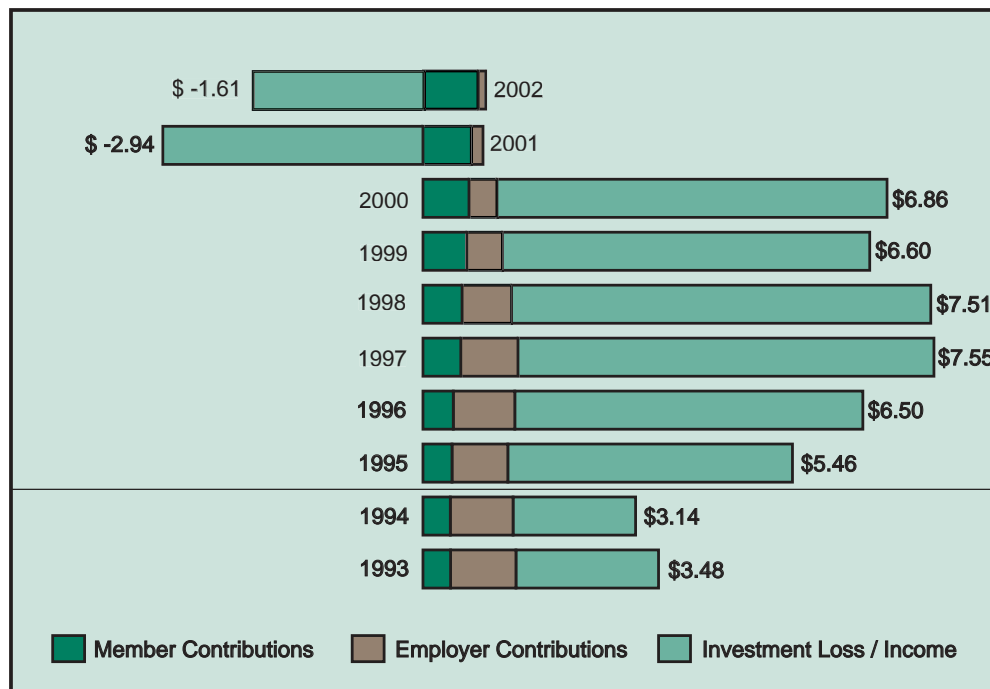
\* Data for years after 1994 includes effects of GASB Statement No. 25.

## Additions to Plan Net Assets 10 Year Trend (Dollar Amounts in Thousands)

Fiscal Year	Members Contributions	Employers and Commonwealth Contributions		Net Investment (Loss) / Income	Total Additions
		Dollar Amount	Percentage of Covered Payroll		
2002	\$ 805,567	\$ 109,450	1.09 %	\$ (2,523,025) (1)	\$ (1,608,008)
2001	721,725	185,716	1.94	(3,843,713) (1)	(2,936,272)
2000	680,040	412,783	4.61	5,765,133 (1)	6,857,956
1999	646,507	526,960	6.04	5,428,659 (1)	6,602,126
1998	578,322	731,131	8.76	6,195,893 (1)	7,505,346
1997	559,070	844,599	10.60	6,147,462 (1)	7,551,131
1996	447,855	909,031	11.72	5,143,223 (1)	6,500,109
1995	428,584	825,446	11.06	4,205,763 (1)	5,459,793
1994	404,183	926,819	13.17	1,810,919	3,141,921
1993	408,588	966,180	14.24	2,107,170	3,481,938

(1) GASB 25 was adopted in 1995 and applied retroactively to July 1, 1994. As a result, net investment income includes net appreciation (depreciation) in fair value of investments for 1995 through 2000 which created significant fluctuations.

(Dollar Amounts in Billions)

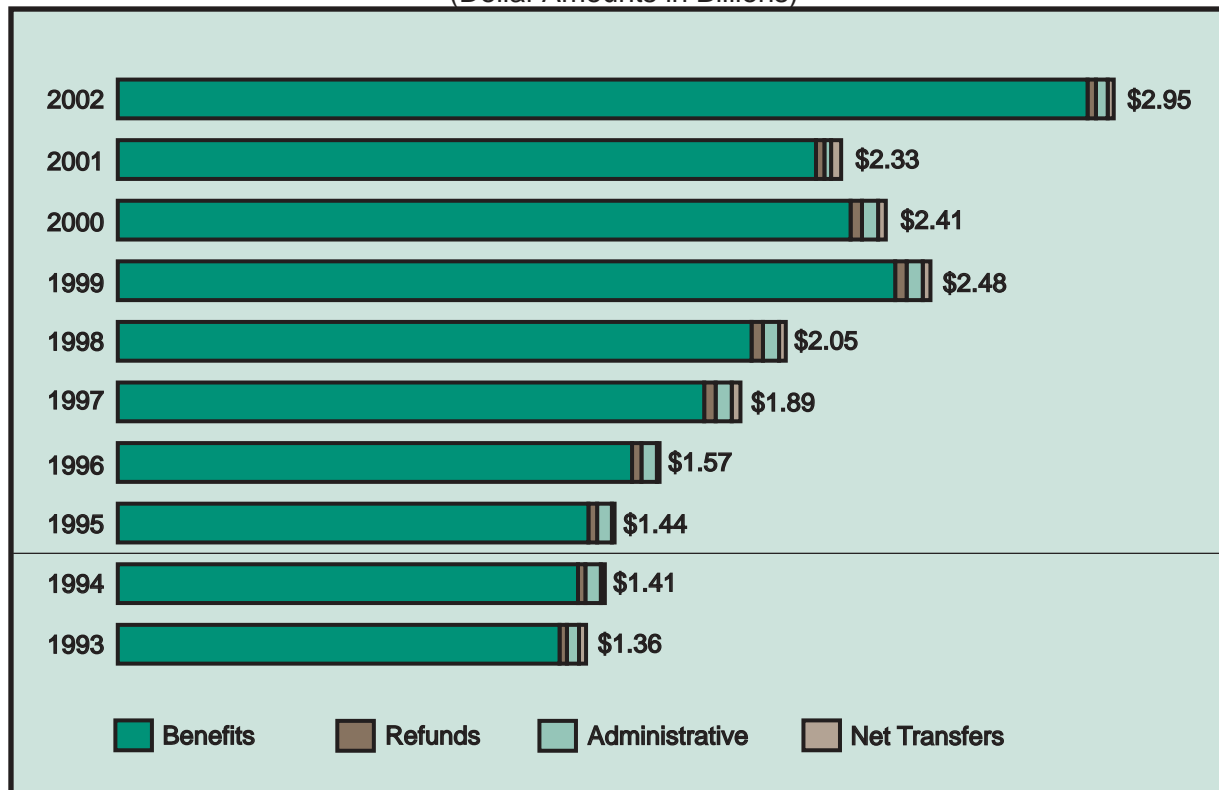


## Deductions from Plan Net Assets 10 Year Trend (Dollar Amounts in Thousands)

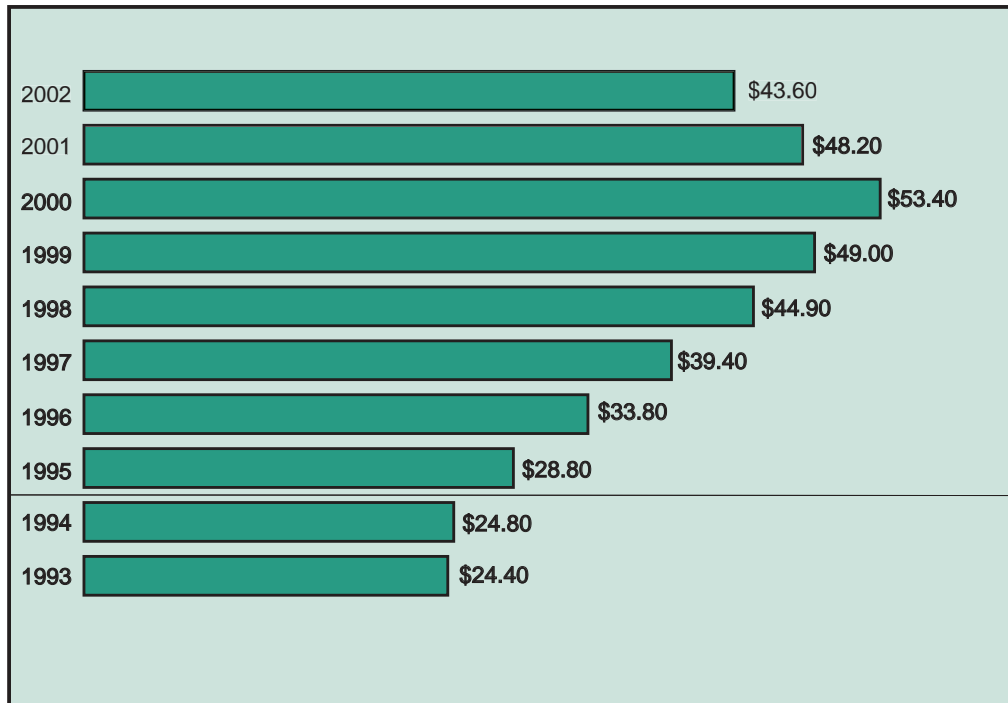
Fiscal Year	Benefits	Lump-Sum and Installment	Refunds	Administrative	Net Transfers*	Total Deductions
2002	\$ 2,651,049	\$ 237,822	\$ 14,858	\$ 35,373	\$ 9,434	\$ 2,948,536
2001	2,087,868	176,228	22,369	34,854	10,867	\$ 2,332,186
2000	2,048,792	306,329	22,446	29,333	4,710	2,411,610
1999	1,834,494	591,532	20,110	27,786	10,247	2,484,169
1998	1,611,137	376,575	20,503	29,947	7,094	2,045,256
1997	1,445,515	384,234	17,296	26,940	12,074	1,886,059
1996	1,274,235	258,298	14,124	22,643	1,630	1,570,930
1995	1,289,099	112,580	13,008	21,756	1,263	1,437,706
1994	1,148,388	222,918	10,851	23,311	3,843	1,409,311
1993	931,789	384,477	10,876	18,045	10,482	1,355,669

\* Net transfers to the Commonwealth of Pennsylvania, State Employees' Retirement System.

(Dollar Amounts in Billions)

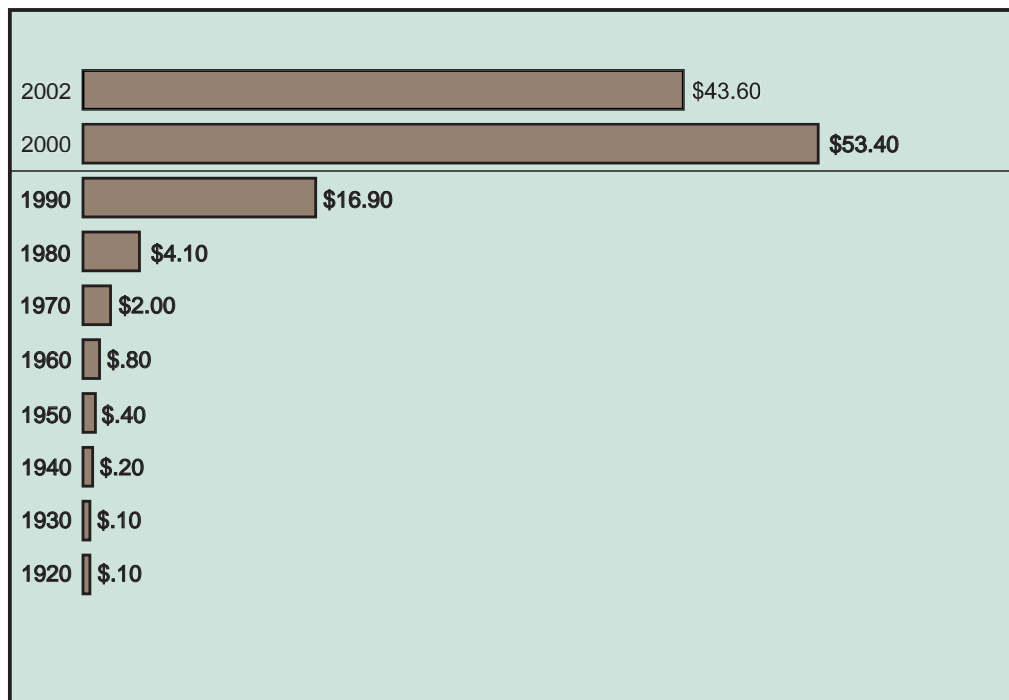


### Total Net Assets\* 10 Year Trend (Fair Value - Amounts in Billions)

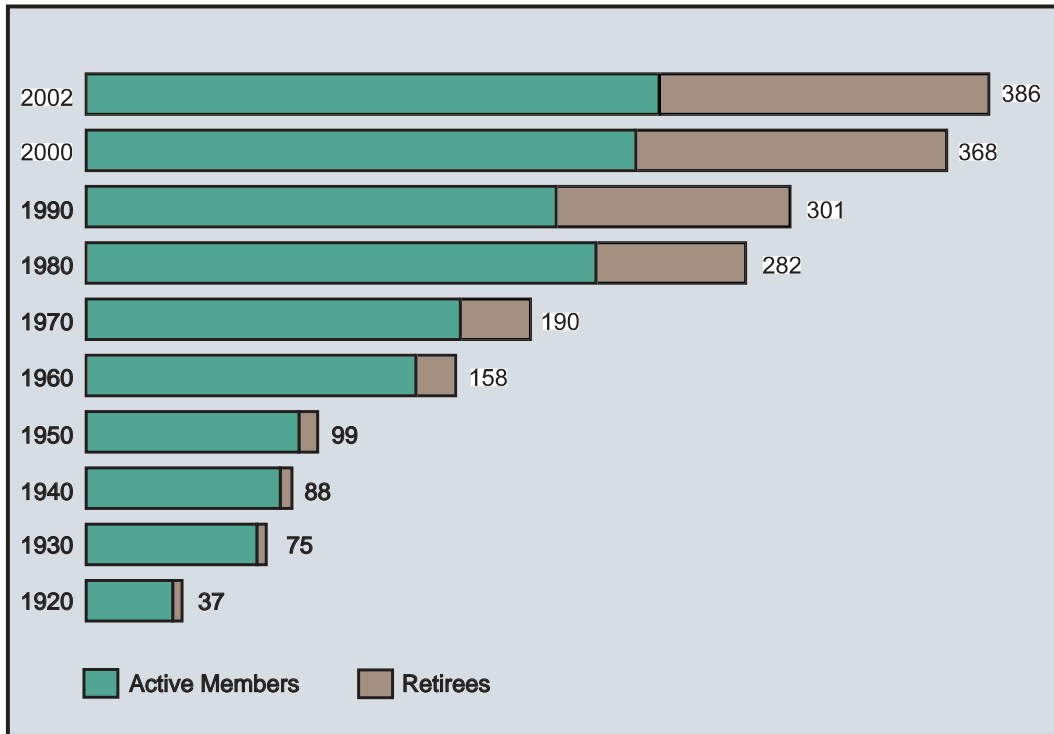


\* Includes Postemployment Healthcare.  
Data for years after 1994 includes effects of GASB Statement No. 25.

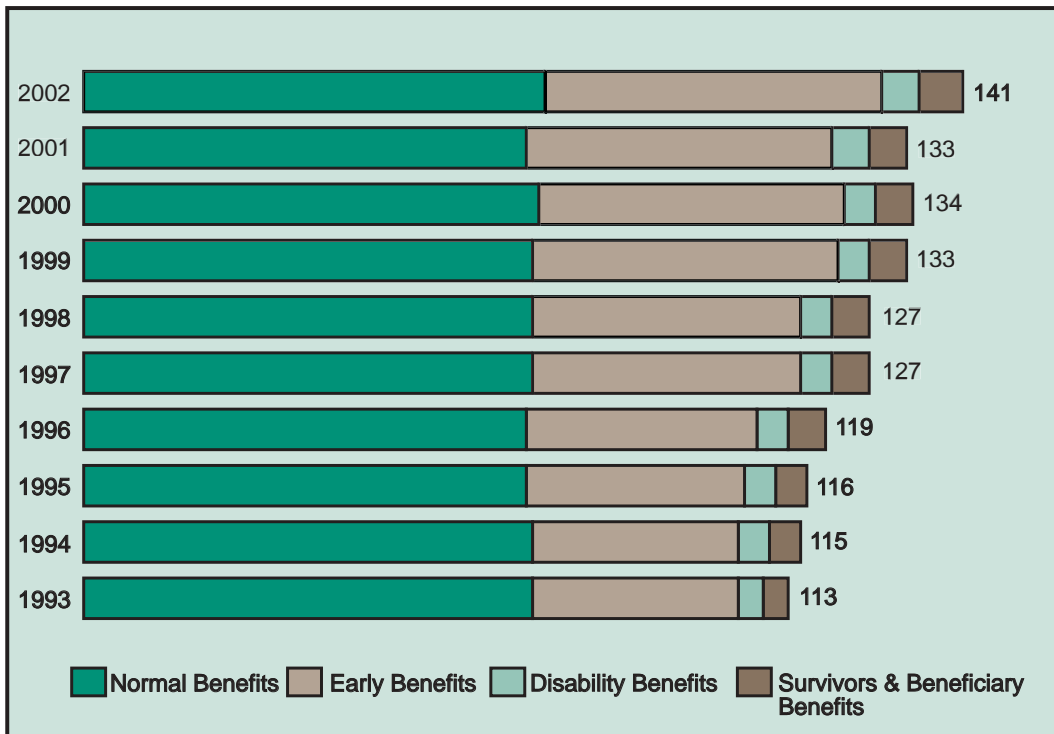
### Total Net Assets - 1920 to June 30, 2001 (Fair Value - Amounts in Billions)



## Total Membership - Active & Retired (In Thousands)



## Retired Members - 10 Year Trend (In Thousands)



## Components of Total Contribution Rate (In Percentages)

Fiscal Year	Employer Contribution			Total Employer	Member Contribution (Average)	Total Contribution Rate
	Normal Requirement (A)	(Funded) / Unfunded Accrued Liability (B)	Health Insurance Premium Assistance Contribution (C)			
2001-2002	5.63	(6.05)	1.09	1.09	5.80	6.89
2000-2001	6.29	(4.65)	.30	1.94	5.77	7.71
1999-2000	6.40	(2.04)	.25	4.61	5.72	10.33
1998-1999	6.33	(0.44)	.15	6.04	5.69	11.73
1997-1998	6.44	2.17	.15	8.76	5.65	14.41
1996-1997	6.44	3.56	.60	10.60	5.62	16.22
1995-1996	6.43	4.67	.62	11.72	5.59	17.31
1994-1995	6.43	4.18	.45	11.06	5.55	16.61
1993-1994	7.34	5.58	.25	13.17	5.51	18.68
1992-1993	7.90	5.84	.50	14.24	5.48	19.72
1991-1992	8.00	6.40	.50	14.90	5.46	20.36
1990-1991	8.28	10.90		19.18	5.69	24.87
1989-1990	8.44	11.24		19.68	5.53	25.21
1988-1989	8.63	10.64		19.27	5.37	24.64
1987-1988	8.72	10.82		19.54	5.34	24.88
1986-1987	9.13	10.77		19.90	5.29	25.19
1985-1986	9.16	10.88		20.04	5.27	25.31
1984-1985	8.35	10.95		19.31	5.25	24.56
1983-1984	8.75	8.31		17.06	5.25	22.31
1982-1983	7.93	8.07		16.00	5.25	21.25
1981-1982	6.93	8.07		15.00	5.25	20.25

The total contribution rate is the total of the employer and member rates actuarially required for the funding of PSERS' pension and postemployment health insurance premium assistance benefits.

The total employer rate is comprised of a normal requirement, an accrued liability requirement and a postemployment healthcare insurance premium assistance requirement.

- (A) The normal requirement portion is the percentage of compensation necessary to fund any prospective pension benefits payable to the member.
- (B) The total funded / unfunded accrued liability portion is the percentage of compensation necessary to fund past pension benefit enhancements, cost-of-living adjustments and other actuarial gains and losses.
- (C) The postemployment healthcare insurance premium assistance portion is the percentage of compensation necessary to fund the postemployment health insurance premium assistance program established under the provisions of Act 23 - 1991.

## Schedule of Retired Members by Type of Benefit

Year	Retirement Type**	Option M*		Option 1*		Option 2, 3*	
		Number of Retirees	Average Mo. Benefit	Number of Retirees	Average Mo. Benefit	Number of Retirees	Average Mo. Benefit
2002	S	49,368	\$1,431	8,422	\$1,064	15,695	\$1,572
	W	38,679	1,389	6,696	820	7,948	1,415
	D	5,049	1,017	11	700	1,015	1,305
	R	1	5	0	0	0	0
	B	232	814	11	557	6,206	586
		<b>93,329</b>		<b>15,140</b>		<b>30,864</b>	
2001	S	47,982	\$1,241	7,681	\$857	14,453	\$1,334
	W	36,628	1,287	5,656	653	7,051	1,275
	D	4,864	909	13	567	895	1,167
	R	1	4	0	0	0	0
	B	175	790	7	426	6,029	562
		<b>89,650</b>		<b>13,357</b>		<b>28,428</b>	
2000	S	49,367	\$1,225	7,923	\$860	14,768	\$1,326
	W	36,620	1,288	5,623	660	7,063	1,281
	D	4,740	886	14	545	847	1,141
	R	1	4	0	0	0	0
	B	144	762	3	435	5,879	544
		<b>90,872</b>		<b>13,563</b>		<b>28,557</b>	
1999	S	49,255	\$1,183	8,046	\$ 855	14,641	\$1,309
	W	36,002	1,281	5,514	670	6,958	1,278
	D	4,587	854	14	545	782	1,105
	R	1	4	0	0	0	0
	B	120	754	1	1,160	5,655	519
		<b>89,965</b>		<b>13,575</b>		<b>28,036</b>	
1998	S	49,081	\$1,151	8,134	\$ 858	14,558	\$1,293
	W	31,568	1,131	5,253	636	6,300	1,209
	D	4,439	828	15	541	724	1,074
	R	1	4	0	0	0	0
	B	84	792	1	1,160	5,421	493
		<b>85,173</b>		<b>13,403</b>		<b>27,003</b>	
1997	S	48,869	\$1,011	8,185	\$ 773	14,406	\$1,162
	W	29,931	1,025	5,115	585	6,050	1,106
	D	4,334	733	16	439	694	974
	R	1	4	0	0	0	0
	B	54	766	1	1,160	5,275	475
		<b>83,189</b>		<b>13,317</b>		<b>26,425</b>	
1996	S	48,592	\$977	8,210	\$769	14,198	\$1,135
	W	26,443	871	4,880	552	5,386	1,001
	D	4,198	702	18	465	628	907
	R	1	4	0	0	0	0
	B	34	812	0	0	5,040	455
		<b>79,268</b>		<b>13,108</b>		<b>25,252</b>	
1995	S	48,589	\$952	8,256	\$767	14,028	\$1,116
	W	24,805	800	4,712	536	5,060	949
	D	4,044	676	21	454	605	866
	R	2	6	0	0	0	0
	B	21	751	0	0	4,813	436
		<b>77,461</b>		<b>12,989</b>		<b>24,506</b>	
1994	S	49,272	\$939	8,387	\$768	14,064	\$1,102
	W	23,807	756	4,595	522	4,807	904
	D	3,907	646	22	456	573	812
	R	2	6	0	0	0	0
	B	12	629	0	0	4,583	418
		<b>77,000</b>		<b>13,004</b>		<b>24,027</b>	
1993	S	49,132	\$831	8,337	\$694	13,783	\$983
	W	23,355	716	4,478	494	4,692	851
	D	3,752	586	26	420	528	741
	R	2	6	0	0	0	0
	B	3	451	0	0	4,367	399
		<b>76,244</b>		<b>12,841</b>		<b>23,370</b>	

**\* OPTIONS:**

- M - Maximum Option - Highest monthly allowance with guarantee of accumulated deductions only
- 1 - Option 1 - Maximum allowance reduced for Death Benefit protection
- 2, 3 - Option 2 & 3 - Joint and survivor annuities
- SO - Special Option - Plan approved by actuary
- BO - Beneficiary options - Life, 5 and 10 year certain annuity plans



## Schedule of Retired Members by Type of Benefit (Continued)

Year	Retirement Type**	Option SO*		Option BO*		Total Retirees	% Increase of Retirees
		Number of Retirees	Average Mo. Benefit	Number of Retirees	Average Mo. Benefit		
2002	S	562	\$2,727	0	\$ 0	74,047	4.9%
	W	235	2,312	0	0	53,558	8.1%
	D	3	2,099	0	0	6,078	5.3%
	R	0	0	0	0	1	0.0%
	B	148	559	475	553	7,072	3.5%
		<b>948</b>		<b>475</b>		<b>140,756</b>	<b>6.0%</b>
2001	S	473	\$2,412	0	\$ 0	70,589	-2.7%
	W	202	2,186	1	336	49,538	0.1%
	D	2	2,151	0	0	5,774	3.1%
	R	0	0	0	0	1	0.0%
	B	149	513	476	517	6,836	2.6%
		<b>826</b>		<b>477</b>		<b>132,738</b>	<b>-1.2%</b>
2000	S	480	\$2,389	0	\$ 0	72,538	0.2%
	W	207	2,180	1	336	49,514	1.7%
	D	2	2,151	0	0	5,603	4.1%
	R	0	0	0	0	1	0.0%
	B	146	481	488	500	6,660	3.8%
		<b>835</b>		<b>489</b>		<b>134,316</b>	<b>1.1%</b>
1999	S	444	\$2,379	0	\$ 0	72,386	0.3%
	W	207	2,167	0	0	48,681	12.5%
	D	1	1,109	0	0	5,384	4.0%
	R	0	0	0	0	1	0.0%
	B	142	427	496	475	6,414	4.5%
		<b>794</b>		<b>496</b>		<b>132,866</b>	<b>4.8%</b>
1998	S	433	\$2,365	0	\$ 0	72,206	0.5%
	W	163	2,063	0	0	43,284	4.9%
	D	0	0	0	0	5,178	2.7%
	R	0	0	0	0	1	0.0%
	B	146	392	487	426	6,139	2.7%
		<b>742</b>		<b>487</b>		<b>126,808</b>	<b>2.2%</b>
1997	S	392	\$2,125	0	\$ 0	71,852	0.7%
	W	149	1,979	0	0	41,245	12.1%
	D	0	0	0	0	5,044	4.1%
	R	0	0	0	0	1	0.0%
	B	153	329	495	419	5,978	4.7%
		<b>694</b>		<b>495</b>		<b>124,120</b>	<b>4.6%</b>
1996	S	356	\$2,046	0	\$ 0	71,356	0.2%
	W	102	1,851	0	0	36,811	6.2%
	D	0	0	0	0	4,844	3.7%
	R	0	0	0	0	1	-50.0%
	B	149	302	485	400	5,708	4.9%
		<b>607</b>		<b>485</b>		<b>118,720</b>	<b>2.4%</b>
1995	S	353	\$2,006	0	\$ 0	71,226	-1.2%
	W	78	1,754	0	0	34,655	4.1%
	D	0	0	0	0	4,670	3.7%
	R	0	0	0	0	2	0.0%
	B	146	250	464	375	5,444	4.7%
		<b>577</b>		<b>464</b>		<b>115,997</b>	<b>0.8%</b>
1994	S	356	\$1,959	0	\$ 0	72,079	0.7%
	W	70	1,661	0	0	33,279	2.1%
	D	0	0	0	0	4,502	4.6%
	R	0	0	0	0	2	0.0%
	B	152	221	452	351	5,199	4.5%
		<b>578</b>		<b>452</b>		<b>115,061</b>	<b>1.4%</b>
1993	S	341	\$1,754	0	\$ 0	71,593	7.4%
	W	69	1,579	0	0	32,594	10.7%
	D	0	0	0	0	4,306	3.9%
	R	0	0	0	0	2	0.0%
	B	159	516	445	329	4,974	5.0%
		<b>569</b>		<b>445</b>		<b>113,469</b>	<b>8.1%</b>

\*\* RETIREMENT TYPE:  
 S - Superannuation or Normal Retirement  
 W - Withdrawal or Early Retirement  
 D - Disability Benefit  
 R - Refund Annuity  
 B - Beneficiaries Receiving Annuities

## Schedule of Employers School Districts

**A**-----  
 Abington  
 Abington Heights  
 Albert Gallatin  
 Aliquippa  
 Allegheny-Clarion Valley  
 Allegheny Valley  
 Allentown City  
 Altoona Area  
 Ambridge Area  
 Annville-Cleona  
 Antietam  
 Apollo-Ridge  
 Armstrong  
 Athens Area  
 Austin Area  
 Avella Area  
 Avon Grove  
 Avonworth

**B**-----  
 Bald Eagle Area  
 Baldwin-Whitehall  
 Bangor Area  
 Beaver Area  
 Bedford Area  
 Belle Vernon Area  
 Bellefonte Area  
 Bellwood-Antis  
 Bensalem Township  
 Benton Area  
 Bentworth  
 Berlin Brothers Valley  
 Bermudian Springs  
 Berwick Area  
 Bethel Park  
 Bethlehem Area  
 Bethlehem-Center  
 Big Beaver Falls Area  
 Big Spring  
 Blackhawk  
 Blacklick Valley  
 Blairsville-Saltsburg  
 Bloomsburg Area  
 Blue Mountain  
 Blue Ridge  
 Boyertown Area  
 Bradford Area  
 Brandywine Heights Area  
 Brentwood Boro  
 Bristol Boro  
 Bristol Township  
 Brockway Area  
 Brookville Area  
 Brownsville Area  
 Burgettstown Area

Burrell  
 Butler Area

**C**-----  
 California Area  
 Cambria Heights  
 Cameron County  
 Camp Hill  
 Cannon-McMillan  
 Canton Area  
 Carbondale Area  
 Carlisle Area  
 Carlynton  
 Carmichaels Area  
 Catasauqua  
 Centennial  
 Center Area  
 Central Bucks  
 Central Cambria  
 Central Columbia  
 Central Dauphin  
 Central Fulton  
 Central Greene  
 Central York  
 Chambersburg Area  
 Charleroi Area  
 Chartiers-Houston  
 Chartiers Valley  
 Cheltenham Township  
 Chester-Upland  
 Chestnut Ridge  
 Chichester  
 Clairton  
 Clarion Area  
 Clarion-Limestone Area  
 Claysburg-Kimmel  
 Clearfield Area  
 Coatesville Area  
 Cocalico  
 Colonial  
 Columbia Boro  
 Commodore Perry  
 Conemaugh Township Area  
 Conemaugh Valley  
 Conestoga Valley  
 Conewago Valley  
 Conneaut  
 Connellsville Area  
 Conrad Weiser Area  
 Cornell  
 Cornwall-Lebanon  
 Corry Area  
 Coudersport Area  
 Council Rock  
 Cranberry Area  
 Crawford Central  
 Crestwood  
 Cumberland Valley

Curwensville Area

**D**-----  
 Dallas  
 Dallastown Area  
 Daniel Boone Area  
 Danville Area  
 Deer Lakes  
 Delaware Valley  
 Derry Area  
 Derry Township  
 Donegal  
 Dover Area  
 Downingtown Area  
 DuBois Area  
 Dunmore  
 Duquesne City

**E**-----  
 East Allegheny  
 East Lycoming  
 East Penn  
 East Pennsboro Area  
 East Stroudsburg  
 Eastern Lancaster County  
 Eastern Lebanon County  
 Eastern York  
 Easton Area  
 Elizabeth Forward  
 Elizabethtown Area  
 Elk Lake  
 Ellwood City Area  
 Ephrata Area  
 Erie City  
 Everett Area  
 Exeter Township

**F**-----  
 Fairfield Area  
 Fairview  
 Fannett-Metal  
 Farrell Area  
 Ferndale Area  
 Fleetwood Area  
 Forbes Road  
 Forest Area  
 Forest City Regional  
 Forest Hills  
 Fort Cherry  
 Fort Le Boeuf  
 Fox Chapel Area  
 Franklin Area  
 Franklin Regional  
 Frazier  
 Freedom Area  
 Freeport Area

Schedule of Employers (Continued)

G

Galeton Area  
 Garnet Valley  
 Gateway  
 General McLane  
 Gettysburg Area  
 Girard  
 Glendale  
 Governor Mifflin  
 Great Valley  
 Greater Johnstown  
 Greater Latrobe  
 Greater Nanticoke Area  
 Greencastle-Antrim  
 Greensburg Salem  
 Greenville Area  
 Greenwood  
 Grove City Area

H

Halifax Area  
 Hamburg Area  
 Hampton Township  
 Hanover Area  
 Hanover Public  
 Harbor Creek  
 Harmony  
 Harrisburg City  
 Hatboro-Horsham  
 Haverford Township  
 Hazleton Area  
 Hempfield  
 Hempfield Area  
 Hermitage  
 Highlands  
 Hollidaysburg Area  
 Homer Center  
 Hopewell Area  
 Huntingdon Area

I

Indiana Area  
 Interboro  
 Iroquois

J

Jamestown Area  
 Jeannette City  
 Jefferson-Morgan  
 Jenkintown  
 Jersey Shore Area  
 Jim Thorpe Area  
 Johnsonburg Area  
 Juniata County  
 Juniata Valley

K

Kane Area  
 Karns City Area  
 Kennett Consolidated  
 Keystone  
 Keystone Central  
 Keystone Oaks  
 Kiski Area  
 Kutztown Area

L

Lackawanna Trail  
 Lake Lehman  
 Lakeland  
 Lakeview  
 Lampeter-Strasburg  
 Lancaster City  
 Laurel  
 Laurel Highlands  
 Lebanon  
 Leechburg Area  
 Lehigh Area  
 Lewisburg Area  
 Ligonier Valley  
 Line Mountain  
 Littlestown  
 Lower Dauphin  
 Lower Merion  
 Lower Moreland  
 Loyalsock Township

M

Mahanoy Area  
 Manheim Central  
 Manheim Township  
 Marion Center Area  
 Marple Newtown  
 Mars Area  
 McGuffey  
 McKeesport Area  
 Mechanicsburg Area  
 Mercer Area  
 Methacton  
 Meyersdale Area  
 Mid Valley  
 Middle-West  
 Middletown Area  
 Midland Boro  
 Mifflin County  
 Mifflinburg Area  
 Millcreek Township  
 Millersburg Area  
 Millville Area  
 Milton Area  
 Minersville Area  
 Mohawk Area  
 Monaca

Monessen  
 Moniteau  
 Montgomery Area  
 Montour  
 Montoursville Area  
 Montrose Area  
 Moon Area  
 Morrisville Boro  
 Moshannon Valley  
 Mount Carmel Area  
 Mount Lebanon  
 Mount Pleasant Area  
 Mount Union Area  
 Mountain View  
 Muhlenberg  
 Muncy

N

Nazareth Area  
 Neshaminy  
 Neshannock Township  
 New Brighton Area  
 New Castle Area  
 New Hope-Solebury  
 New Kensington-Arnold  
 Newport  
 Norristown Area  
 North Allegheny  
 North Clarion County  
 North East  
 North Hills  
 North Penn  
 North Pocono  
 North Schuylkill  
 North Star  
 Northampton Area  
 Northeast Bradford  
 Northeastern York County  
 Northern Bedford County  
 Northern Cambria  
 Northern Lebanon  
 Northern Lehigh  
 Northern Potter  
 Northern Tioga  
 Northern York County  
 Northgate  
 Northwest Area  
 Northwestern  
 Northwestern Lehigh  
 Norwin

O

Octorara Area  
 Oil City Area  
 Old Forge  
 Oley Valley

**Schedule of Employers (Continued)**

Oswayo Valley  
 Otto Eldred  
 Owen J. Roberts  
 Oxford Area

Ringgold  
 Riverside  
 Riverside Beaver County  
 Riverview  
 Rochester Area  
 Rockwood Area  
 Rose Tree Media

Steel Valley  
 Steelton-Highspire  
 Sto-Rox  
 Stroudsburg Area  
 Sullivan County  
 Susquehanna Community  
 Susquehanna Township  
 Susquenita

**P**

Palisades  
 Palmerton Area  
 Palmyra Area  
 Panther Valley  
 Parkland  
 Pen Argyl Area  
 Penn Cambria  
 Penn Crest  
 Penn Delco  
 Penn Hills  
 Penn Manor  
 Penn Trafford  
 Pennridge  
 Penns Manor  
 Penns Valley Area  
 Pennsbury  
 Pequea Valley  
 Perkiomen Valley  
 Peters Township  
 Philadelphia  
 Philipsburg-Osceola  
 Phoenixville Area  
 Pine Grove Area  
 Pine-Richland  
 Pittsburgh  
 Pittston Area  
 Pleasant Valley  
 Plum Boro  
 Pocono Mountain  
 Port Allegany  
 Portage Area  
 Pottsgrove  
 Pottstown  
 Pottsville Area  
 Punxsutawney Area  
 Purchase Line

**S**

Saint Clair Area  
 Saint Marys Area  
 Salisbury-Elk Lick  
 Salisbury Township  
 Saucon Valley  
 Sayre Area  
 Schuylkill Haven Area  
 Schuylkill Valley  
 Scranton City  
 Selinsgrove Area  
 Seneca Valley  
 Shade-Central City  
 Shaler Area  
 Shamokin Area  
 Shanksville-Stonycreek  
 Sharon City  
 Sharpsville Area  
 Shenandoah Valley  
 Shenango Area  
 Shikellamy  
 Shippensburg Area  
 Slippery Rock Area  
 Smethport Area  
 Solanco  
 Somerset Area  
 Souderton Area  
 South Allegheny  
 South Butler County  
 South Eastern  
 South Fayette Township  
 South Middleton  
 South Park  
 South Side Area  
 South Western  
 South Williamsport Area  
 Southeast Delco  
 Southeastern Greene  
 Southern Columbia Area  
 Southern Fulton  
 Southern Huntingdon  
 Southern Lehigh  
 Southern Tioga  
 Southern York County  
 Southmoreland  
 Spring Cove  
 Spring-Ford Area  
 Spring Grove Area  
 Springfield  
 Springfield Township  
 State College Area

**T**

Tamaqua Area  
 Titusville Area  
 Towanda Area  
 Tredyffrin-Easttown  
 Tri-Valley  
 Trinity Area  
 Troy Area  
 Tulpehocken Area  
 Tunkhannock Area  
 Turkeyfoot Valley  
 Tuscarora  
 Tussey Mountain  
 Twin Valley  
 Tyrone Area

**U**

Union  
 Union Area  
 Union City Area  
 Uniontown Area  
 Unionville-Chadds Ford  
 United  
 Upper Adams  
 Upper Darby  
 Upper Dauphin Area  
 Upper Dublin  
 Upper Merion Area  
 Upper Moreland  
 Upper Perkiomen  
 Upper Saint Clair

**Q**

Quaker Valley  
 Quakertown Community

**R**

Radnor Township  
 Reading  
 Red Lion Area  
 Redbank Valley  
 Reynolds  
 Richland  
 Ridgway Area  
 Ridley

**V**

Valley Grove  
 Valley View

**W**

Wallenpaupack Area  
 Wallingford Swarthmore  
 Warren County  
 Warrior Run  
 Warwick  
 Washington  
 Wattsburg Area  
 Wayne Highlands

**Schedule of Employers (Continued)**

Waynesboro Area	Western Beaver County	Windber Area
Weatherly Area	Western Wayne	Wissahickon
Wellsboro Area	Westmont Hilltop	Woodland Hills
West Allegheny	Whitehall-Coplay	Wyalusing Area
West Branch Area	Wilkes-Barre Area	Wyoming Area
West Chester Area	Wilkesburg	Wyoming Valley West
West Greene	William Penn	Wyomissing Area
West Jefferson Hills	Williams Valley	
West Middlesex Area	Williamsburg Community	
West Mifflin Area	Williamsport Area	
West Perry	Wilmington Area	
West Shore	Wilson	
West York Area	Wilson Area	

**Y**  
 \_\_\_\_\_  
 York  
 York Suburban  
 Yough

**Area Vocational Technical Schools**

Admiral Peary AVTS	Erie County Technical School	Mon Valley CTC
Beaver County AVTS	Fayette County AVTS	Monroe County AVTS
Bedford County Technical Center	Forbes Road Career and	Northern Tier Career Center
Berks Career and Technical Center	Technology Center	North Fayette County AVTS
Bethlehem AVTS	Franklin County CTC	North Montco Technical Career Center
Bucks County AVTS	Fulton County AVTS	North Westmoreland County AVTS
Butler County AVTS	Greater Altoona CTC	Northumberland County AVTS
Carbon County AVTS	Greater Johnstown AVTS	Parkway West AVTS
Career Institute of Technology	Greene County AVTS	Reading-Muhlenberg AVTS
Central Montgomery County CTS	Huntingdon County CTC	Schuylkill County AVTS
Central Westmoreland CTC	Indiana County Technology Center	Somerset County Technology Center
Central PA Institute for Science and Technology	Jefferson County-DuBois AVTS	Steel Center AVTS
Clarion County Career Center	Juniata - Mifflin County AVTS	SUN Area CTC
Clearfield County CTC	Lancaster County CTC	Susquehanna County CTC
Columbia-Montour AVTS	Lawrence County AVTS	Upper Bucks County AVTS
Crawford County AVTS	Lebanon County AVTS	Venango Technology Center
CTC of Lackawanna County	Lehigh Career and Technical Institute	West Side AVTS
Cumberland-Perry AVTS	LENAPE AVTS	Western Area CTC
Dauphin County Technical School	Lycoming County Career Consortium	Western Center for Technical Studies
Delaware County AVTS	Mercer County AVTS	Wilkes-Barre AVTS
Eastern Center for Arts and Technology	Middle Bucks Institute of Technology	York County AVTS
Eastern Westmoreland CTC		

**Intermediate Units**

Allegheny #3	Chester County #24	Pittsburgh Mt. Oliver #2
Appalachia #8	Colonial Northampton #20	Riverview #6
Arin #28	Delaware County #25	Schuylkill #29
Beaver Valley #27	Intermediate Unit #1	Seneca Highlands #9
Berks County #14	Lancaster Lebanon #13	Tuscarora #11
Blast #17	Lincoln #12	Westmoreland #7
Bucks County #22	Luzerne #18	
Capital Area #15	Midwestern #4	
Carbon Lehigh #21	Montgomery County #23	
Central #10	Northeastern Education #19	
Central Susquehanna #16	Northwest Tri County #5	

## Schedule of Employers (Continued)

### Colleges / Universities

Bloomsburg University  
Bucks County Community College  
Butler County Community College  
California University  
Cheyney University  
Clarion University  
Community College of Allegheny County  
Community College of Beaver County  
Community College of Delaware County  
Community College of Philadelphia  
East Stroudsburg University  
Edinboro University  
Harrisburg Area Community College  
Indiana University  
Kutztown University

Lehigh Carbon Community College  
Lock Haven University  
Luzerne County Community College  
Mansfield University  
Millersville University  
Montgomery County Community College  
Northampton County Area Community College  
Pennsylvania College of Technology  
Pennsylvania State University  
Reading Area Community College  
Shippensburg University  
Slippery Rock University  
University of Pittsburgh  
West Chester University  
Westmoreland County Community College

### Other

Berks County Earned Income Tax Bureau  
Department of Corrections - Commonwealth of Pennsylvania  
Department of Education - Commonwealth of Pennsylvania  
Lancaster County Academy  
Northern Area Special Purpose School  
Overbrook School for the Blind  
Pennsylvania School Boards Association

Pennsylvania School for the Deaf  
Scotland School for Veterans Children  
Scranton School for the Deaf  
Thaddeus Stevens School of Technology  
Washington County Alternative School  
Western Pennsylvania School for the Blind  
Western Pennsylvania School for the Deaf  
York County High

### Charter Schools (C.S.)

21st Century Cyber C.S.  
Alliance for Progress C.S.  
Architecture & Design C.S.  
Bucks County Montessori C.S.  
Career Connections C.S.  
Center for Economics and Law C.S.  
Centre Learning Community C.S.  
Chester C.S.  
Chester County Family Academy C.S.  
Christopher Columbus C.S.  
Collegium C.S.  
Crispus Attucks Youthbuild C.S.  
Delaware Valley C.S.  
Erin Dudley Forbes C.S.  
Eugenio Maria de Hostos Community Bilingual C.S.  
Family C.S.  
Franklin Towne C.S.  
Freire C.S.  
GECAC Community C.S.  
Germantown Settlement C.S.  
High Tech High Philadelphia C.S.  
Imani Education Circle C.S.  
IMHOTEP Institute C.S.  
Independence C.S.  
Keystone Education Center C.S.

La Academia: The Partnership C.S.  
Laboratory C.S.  
Leadership Learning Partners C.S.  
Lincoln-Edison C.S.  
Manchester Academic C.S.  
Mariana Bracetti Academy C.S.  
MaST Community C.S.  
Math, Civics & Sciences C.S.  
Multi-Cultural Academy  
New Foundations C.S.  
Northeast C.S.  
Northside Urban Pathways C.S.  
Nueva Esperanza Academy C.S.  
PA Learners Online Regional Cyber C.S.  
Pennsylvania Virtual C.S.  
People for People C.S.  
Philadelphia Academy C.S.  
Philadelphia Community Academy of PA C.S.  
Philadelphia Harambee Institute of Science and Technology C.S.  
Philadelphia Performing Arts C.S.  
Preparatory Charter of Mathematics, Science, Technology and Careers School  
Raising Horizons Quest C.S.  
Renaissance C.S.

---

**Schedule of Employers (Continued)**

Renaissance Academy - Edison C.S.  
Richard Allen Preparatory C.S.  
Ridgeview Academy C.S.  
Roberto Clemente C.S.  
Ronald H. Brown C.S.  
Russell Byers C.S.  
School Lane C.S.  
Souderton C.S. Collaborative  
Spectrum C.S.  
Sugar Valley C.S.  
SUSQ-CYBER C.S.  
Sylvan Heights Science C.S.  
Universal Institute C.S.  
Urban League of Pittsburgh C.S.  
Village C.S. of Chester-Upland  
Wakisha C.S.  
West Oak Lane C.S.  
Western Pennsylvania Cyber C.S.  
Wonderland C.S.  
World Communications C.S.  
Young Scholars C.S.

